



# 3216

08 36 00/CHI  
Buyline 3132

**SANDWICH MICRO-GROOVED POLYURETHANE THERMALLY-BROKEN DOOR**

www.chiohd.com

CHI OVERHEAD DOORS

THE DOOR TO QUALITY.



NO PARKING



9' x 7' 3216 white with optional 24" x 12" windows.

WELL-BUILT.  
DEPENDABLE.



## SPECIFICATIONS, OPTIONAL FEATURES AND ACCESSORIES



### END STILES

White painted end stiles are 4" or 8" wide to accommodate double or single-end hinges.



### STRUTS

Adjustable trussed struts or C-channel struts are used for added rigidity on wider door applications.



### SECTION JOINT

Section joints are gasketed and thermally-broken for a tight weatherseal.


### OPTIONAL WINDOW DESIGNS 24" SECTION HEIGHT




24" x 6"



24" x 12"



34" x 16"



FULL VIEW



COLOR SELECTION



WHITE



BROWN

Note: Refer to samples at your local C.H.I. distributor for exact color match.

## MODEL 3216 26-gauge, Polyurethane

### SECTIONS

- 2" thick sections are foamed-in-place with polyurethane for superior R-value
- Sections include a thermal break to eliminate temperature transfer
- Gasket seal between sections provide for an extremely tight weatherseal
- Outside skin includes horizontal micro-grooves
- Full-view sections available as white or clear anodized aluminum
- Concealed steel plates run continuously from top to bottom of each section for fastening hardware

### TRACKS

- Tracks are 2" or 3", as specified
- Available in bracket mount, angle mount, clip angle mount, 12" radius, 15" radius, high lift, vertical lift, follow roof line, or dual track low headroom

### HARDWARE

- Package includes 14-gauge or 11-gauge hinges, as specified
- 2" or 3" short-stem or long-stem ball bearing rollers
- Heavy-duty adjustable top roller brackets

### SPRINGS

- Torsion springs are helically wound with oil-tempered wire
- All springs are individually-calibrated for each door
- All tubes are galvanized for rust resistance
- Optional high cycle springs available

### INSULATION TYPE

- Foamed-in-place polyurethane

C.H.I. OVERHEAD DOORS DISTRIBUTED BY:

C.H.I. Overhead Doors are manufactured in Arthur, Illinois, USA.

### C.H.I. OVERHEAD DOORS

1485 Sunrise Drive  
Arthur, Illinois 61911  
www.chiohd.com

Specifications are subject to change without notice.

### RESIDENTIAL/COMMERCIAL LIMITED WARRANTY

#### SECTIONS

- C.H.I. warrants the material and workmanship of the sections against defects in material and workmanship for the following time periods from the date of installation, whichever is longer:
  - Residential applications are warranted for a term of ten (10) years.
  - Model 3200 and Model 3201 are warranted for ten (10) years.
  - Series 3300 and 3300 series bronze doors are warranted for five (5) years.
  - Full opening of series 3300 and 3300 doors with dual rollers does not void this warranty.
  - Series 3300 wood opening frame doors are warranted for one (1) year.
  - Closing of series 3300 wood opening frame doors is an inherent characteristic and is not considered a defect.
  - Series 3300 Series must be fully painted according to C.H.I. painting instructions prior to installation.
- Commercial applications are warranted for ten (10) years.


#### GENERAL COMMENTS

- C.H.I. warrants all hardware against defects in material and workmanship for ten (10) years.
- Residential 24" and 34" sections have dual rollers and are warranted for ten (10) years.
- Model 3200, Model 3201 and Commercial dual rollers are warranted for ten (10) years.

#### SPRINGS

- C.H.I. warrants springs for residential applications as follows:
  - Three (3) years for doors up to eight (8) feet tall and one (1) door for model 3200 and model 3201.
  - One (1) year for doors over eight (8) feet tall.
- C.H.I. warrants springs for commercial applications as follows:

All warranty periods begin from date of installation.  
In the event the door is damaged, a claim for repair must be submitted to C.H.I. Domestic Office, 1500 W. 20th Street, St. Louis, MO 63103. Such claims must be made within three (3) days of the discovery of the reported defect.  
After installation, C.H.I. shall not be permitted to repair the door unless an authorized C.H.I. representative has been notified in writing of the defect and approved in writing by C.H.I. The contractor is responsible for the proper installation of the door.  
This limited warranty applies only to C.H.I. doors and excludes: (1) all doors damaged by improper installation or use of improper materials; (2) all doors damaged by improper use, including application of improper installation or improper maintenance; (3) all doors damaged by fire, lightning, flood, or other causes; (4) all doors damaged by misuse, including but not limited to the use of the door for purposes not intended by the manufacturer; (5) all doors damaged by misuse, including but not limited to the use of the door for purposes not intended by the manufacturer; (6) all doors damaged by misuse, including but not limited to the use of the door for purposes not intended by the manufacturer.  
C.H.I. SHALL NOT BE RESPONSIBLE FOR ANY INCIDENTAL OR CONSEQUENTIAL DAMAGES ARISING OUT OF ANY BREACH OF THIS EXPRESS LIMITED WARRANTY. This warranty shall not cover any damage to property or persons, including but not limited to the use of the door for purposes not intended by the manufacturer, or the use of the door for purposes not intended by the manufacturer.  
C.H.I. OVERHEAD DOORS  
ST. LOUIS, MISSOURI



These Models utilize 26-gauge exterior and 27-gauge interior steel skins injected with urethane insulation. The thermally-broken tongue and groove section joint includes a continuous weather seal offering exceptional protection from the elements.

Model 3216 .....R value - 14.3